

A person wearing a white protective suit and mask is holding a box with a large 'R' logo. The background is dark and textured.

# PRODUCT CATALOG

---

USA

**RESISTO<sup>®</sup>**



RESISTO, a division of SOPREMA, specializes in manufacturing residential and light commercial construction products. Whether for roofing, waterproofing, wall systems or insulation, RESISTO provides easy-to-install, innovative and professional-level products and solutions for both below and above grade applications. Each year, thousands of contractors and consumers choose RESISTO for the quality of its products and its personalized service.

### **WARRANTIES**

Choosing RESISTO is a guarantee of reliability. As proof of the unique performance level of its products, RESISTO offers comprehensive warranty programs that live up to its reputation and expertise.

Representative: \_\_\_\_\_

Phone: \_\_\_\_\_

Email: \_\_\_\_\_



# TABLE OF CONTENTS

SYSTEMS	4
ROOFING	6
WATERPROOFING	12
WALL SYSTEMS	14
ACCESSORIES	17
INSULATION	19
SOPREMA INSULATION	22
SOPREMA SOUNDPROOFING	30



SYSTEMS

RESISTO

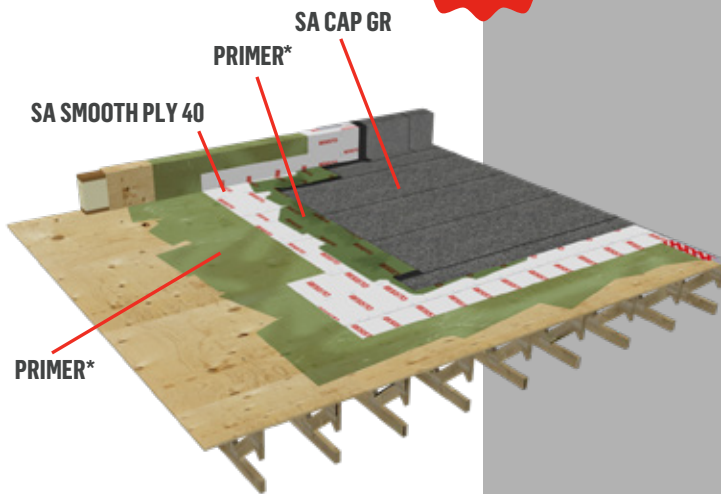
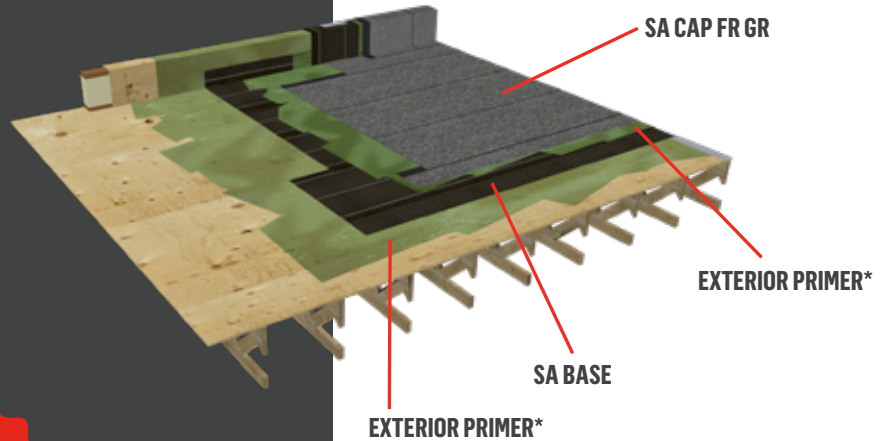


## TWO-PLY SA BASE + SA CAP FR GR

ONLY UL 790 CLASS A CERTIFIED SYSTEM

THE RESISTO TWO-PLY ROOFING SYSTEM IS GUARANTEED FOR 20 YEARS AGAINST ALL MANUFACTURING DEFECTS.

THIS WARRANTY APPLIES TO LOW-SLOPE OR VERY LOW SLOPE RESIDENTIAL ROOFS WITH SLOPES UP TO 1/2:12 OR 4% THAT DRAIN TO THE OUTSIDE EDGE AND THAT DO NOT HAVE INTERNAL ROOF DRAINS.



## TWO-PLY SA SMOOTH PLY 40 + SA CAP GR

THE RESISTO TWO-PLY ROOFING SYSTEM IS GUARANTEED FOR 20 YEARS AGAINST ALL MANUFACTURING DEFECTS.

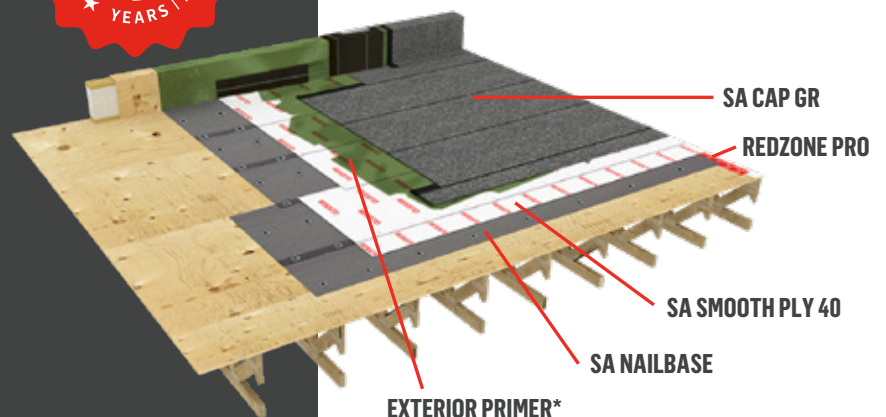
THIS WARRANTY APPLIES TO LOW-SLOPE OR VERY LOW SLOPE RESIDENTIAL ROOFS WITH SLOPES FROM 1/8:12 OR 1% THAT DRAIN TO THE OUTSIDE EDGE AND THAT DO NOT HAVE INTERNAL ROOF DRAINS.

## THREE-PLY SA NAILBASE + SA SMOOTH PLY 40 + SA CAP GR

A UL 790 CLASS C RATED SYSTEM FAST AND EASY TO INSTALL

THE RESISTO THREE-PLY ROOFING SYSTEM IS GUARANTEED FOR 25 YEARS AGAINST ALL MANUFACTURING DEFECTS.

THIS WARRANTY APPLIES TO LOW-SLOPE OR VERY LOW SLOPE RESIDENTIAL ROOFS WITH SLOPES FROM 1/8:12 OR 1% UP, THAT DRAIN TO THE OUTSIDE EDGE AND THAT DO NOT HAVE INTERNAL ROOF DRAINS.



\*Primer is always recommended. Primer is required on some substrates such as concrete, metal and surfaces that are not ideally clean. See our TDI, FBC and Miami-Dade approvals for requirements and wind uplift ratings.

SA NAILBASE could be replaced by another layer of SA SMOOTH PLY 40 and still be GUARANTEED for 25 years.

ROOFING



# ROOFING

## ICE AND WATER PROTECTOR

LB1236/LB1244

LB1236 is a 53 mils self-adhesive waterproofing membrane made of elastomeric SBS bitumen with a glass mat reinforcement. The surface is sanded and the underface is composed of a silicone film easily detachable in two parts.

### INTENDED USES:

- Steep exterior slopes
- Asphalt shingles

### CODES:

00823 – 36" × 65' (91 cm × 20 m)  
00822 – 36" × 65' (91 cm × 20 m) NB  
00844 – 36" × 80' (91 cm × 24.4 m) NB  
00911 – 44" × 75' (1.12 m × 22.8 m) NB  
00941 – 44" × 61.2' (1.12 m × 18.7 m) NB



### BENEFITS

- Anti-slip sanded surface
- Self-sealing around screws and nails
- Resistant to outdoor temperature changes



## ICE AND WATER PROTECTOR

LASTOBOND SANDED FINISH

LASTOBOND SANDED FINISH is a 64 mils self-adhesive waterproofing membrane made of elastomeric SBS bitumen with a glass mat reinforcement. The surface is sanded and the underface is composed of a silicone film easily detachable in two parts.

### INTENDED USES:

- Steep exterior slopes
- Asphalt shingles

### CODES:

00166 – 36" × 33' (91 cm × 10 m)  
00167 – 36" × 65' (91 cm × 20 m)  
0090302 – 18" × 65' (45.5 cm × 20 m) NB  
00151 – 36" × 65' (91 cm × 20 m) NB  
00159 – 36" × 80' (91 cm × 24.4 m) NB



### BENEFITS

- Anti-slip sanded surface
- Self-sealing around screws and nails
- Resistant to outdoor temperature changes



## HIGH TEMPERATURE REINFORCED ROOF UNDERLAYMENT

LASTOBOND SMOOTH SEAL HT


LASTOBOND SMOOTH SEAL HT is a 47 mils self-adhesive waterproofing membrane made of elastomeric SBS bitumen and a glass mat reinforcement. The surface is an anti-slip plastic film and the underface is a silicone film easily detachable in two parts.

### INTENDED USES:

- Steep exterior slopes
- Asphalt shingles
- Metal roofing

### CODES:

00929 – 36" × 65' (91 cm × 20 m)  
00959 – 36" × 65' (91 cm × 20 m) NB



### BENEFITS

- Resistant to high temperatures up to 115 °C (240 °F)
- UV resistant (60-day exposure)
- Great tensile strength
- Self-sealing around screws and nails



## HIGH TEMPERATURE ROOF UNDERLAYMENT

LASTOBOND PRO HT-N

LASTOBOND PRO HT-N is a 40 mils self-adhesive waterproofing membrane made of elastomeric SBS bitumen and a trilaminar woven polyethylene surface. The underface is composed of a silicone film easily detachable in two parts. The membrane is ideal under all types of cladding.

### INTENDED USES:

- Steep and low exterior slopes
- Asphalt shingles
- Metal roofing
- Single-ply system

### CODES:

10107 – 36" × 65' (91 cm × 20 m)  
10007 – 36" × 65' (91 cm × 20 m) NB



### BENEFITS

- Anti-slip surface
- Self-sealing around screws and nails
- Resistant to high temperatures up to 90 °C (194 °F)



BASE SHEET

ROOF UNDERLAYMENT

## HIGH TEMPERATURE ROOF UNDERLAYMENT LASTOBOND PRO HT-S

LASTOBOND PRO HT-S is a 40 mils self-adhesive waterproofing membrane made of elastomeric SBS bitumen and a trilaminate woven polyethylene surface. The underface is composed of a silicone film easily detachable in two parts. The membrane is ideal under all types of cladding.

### INTENDED USES:

- Steep and low exterior slopes
- Asphalt shingles
- Metal roofing
- Single-ply roof system

### CODES:

10108 - 36" × 65' (91 cm × 20 m)  
10009 - 36" × 65' (91 cm × 20 m) NB



### BENEFITS

- Anti-slip surface
- Self-sealing around screws and nails
- Resistant to high temperatures up to 126 °C (260 °F)

## HIGH TEMPERATURE TILE ROOFING UNDERLAYMENT LASTOBOND TU HT

The LASTOBOND TU HT roof underlayment is a 67 mils high-temperature SBS modified bitumen membrane that can be exposed to temperatures up to 257 °F (125 °C). The self-adhesive underface is covered with a silicone split-back release film. The top face is composed of non-woven polyester, perfect for tile, slate and metal roofing applications.

### INTENDED USES:

- Outside steep slopes
- Slate tiles
- Metal roofing
- Asphalt shingles

### CODES:

00300 - 39" × 65' (1 m × 20 m)  
00306 - 39" × 65' (1 m × 20 m) BOX



### BENEFITS

- Clean and easy installation
- Resistant to weather fluctuations
- 180-day exposure

## SELF-ADHERED WATERPROOFING MEMBRANE BASIC WATERPROOFING MEMBRANE

The BASIC WATERPROOFING MEMBRANE is a 60 mils self-adhesive membrane made of elastomeric SBS bitumen and trilaminate woven polyethylene. The underface is composed of a silicone film easily detachable. This membrane is mainly used as a base sheet in two-ply roofing systems as well as for the waterproofing of foundations, shower bases, and washrooms.

### INTENDED USES:

- Two-ply roofing systems
- Foundations
- Showers and washrooms

### CODES:

6524201 - 20" × 23' (50 cm × 7 m)  
65241 - 39" × 33' (1 m × 10 m)  
15256 - 39" × 61' (1 m × 18.6 m)  
15250 - 39" × 61' (1 m × 18.6 m) LT NB



### BENEFITS

- Great tear resistance
- Self-sealing
- Low-temperature grade also available

## SHINGLE UNDERLAYMENT RESISTOFLEX


RESISTOFLEX is a 55 mils roofing underlayment membrane made of elastomeric SBS bitumen and a glass mat reinforcement. The surface and the underface are sanded. This membrane is used as an additional waterproofing component under the roofing.

### INTENDED USES:

- Steep exterior slopes
- Asphalt shingles

### CODES:

00943 - 36" × 33' (91 cm × 10 m)  
00931 - 44" × 65' (1.12 m × 20 m)



### BENEFITS

- Anti-slip sanded surface
- Self-sealing around screws and nails
- Resistant to outdoor temperature changes

## SYNTHETIC ROOFING UNDERLAYMENT RESISTOR

RESISTOR is a synthetic roofing underlayment membrane. The surface of the membrane is made of anti-slip, embossed non-woven polyolefin. As for the underface, it is reinforced with woven polymer. It can be used as a complement to the installation of an eave protector.

### INTENDED USES:

- Steep exterior slopes
- Asphalt shingles
- Metal roofing

### CODE:

21758 - 42" × 286' (1.07 m × 87 m)



### BENEFITS

- Larger coverage per roll
- Wrinkle free and flexible at low temperature for easy installation
- A nailing pattern is printed on the surface for easy installation

## SYNTHETIC ROOFING UNDERLAYMENT RESISTOR SF

RESISTOR SF is a lightweight, non-slip synthetic membrane composed of a non-woven polyolefin surface and a polymer reinforced woven polyolefin underside. It can be used as a complement to the installation of an eave protector.

### INTENDED USES:

- Steep exterior slopes
- Asphalt shingles
- Metal roofing

### CODE:

22353 - 42" × 286' (1.07 m × 87 m)



### BENEFITS

- Anti-slip
- Much lighter and stronger than felt paper
- Tensile strength and tear resistance



## MULTIPURPOSE WATERPROOFING MEMBRANE

### WHITE LACQUERED FINISH

The MULTIPURPOSE WATERPROOFING MEMBRANE is a 40 mils self-adhesive membrane composed of SBS modified bitumen. This membrane is perfect to waterproof various repair and maintenance works around the house, cottage, or farm.

#### INTENDED USES:

- Multipurpose

#### CODES:

66524 – 4" × 16' (10 cm × 5 m)  
 66526 – 6" × 16' (15 cm × 5 m)  
 66529 – 9" × 16' (23 cm × 5 m)  
 66522 – 12" × 16' (30 cm × 5 m)  
 66528 – 18" × 16' (46 cm × 5 m)  
 66520 – 36" × 16' (91 cm × 5 m)



#### BENEFITS

- Low temperature flexibility
- Resistant to outdoor temperature changes

## MULTIPURPOSE WATERPROOFING MEMBRANE

### ALUMINUM FINISH

The MULTIPURPOSE WATERPROOFING MEMBRANE is a 1 mm self-adhesive membrane composed of SBS modified bitumen. This membrane is perfect to waterproof various repair and maintenance works around the house, cottage, or farm.

#### INTENDED USES:

- Multipurpose

#### CODES:

66574 – 10 cm × 5 m (4" × 16')  
 66576 – 15 cm × 5 m (6" × 16')  
 66579 – 23 cm × 5 m (9" × 16')  
 66572 – 30 cm × 5 m (12" × 16')  
 66578 – 46 cm × 5 m (18" × 16')  
 66570 – 91 cm × 5 m (36" × 16')



#### BENEFITS

- Low temperature flexibility
- Resistant to outdoor temperature changes

## SELF-ADHESIVE GRANULATED CAP SHEET MEMBRANE

### SA CAP GR

SELF-ADHESIVE GRANULATED CAP SHEET MEMBRANE is a self-adhesive cap sheet membrane composed of SBS modified bitumen with a composite reinforcement. The surface is protected by granules, while the underface is covered with a split-back release film.

#### INTENDED USES:

- Low slopes
- Very low slopes

#### CODES:

08277 – 39" × 33' (1 m × 10 m) TERRACOTA  
 08271 – 39" × 33' (1 m × 10 m) GRAY  
 08276 – 39" × 33' (1 m × 10 m) TAN  
 08275 – 39" × 33' (1 m × 10 m) WEATHERWOOD  
 08270 – 39" × 33' (1 m × 10 m) BROWN  
 08273 – 39" × 33' (1 m × 10 m) GREEN  
 08274 – 39" × 33' (1 m × 10 m) WHITE  
 08272 – 39" × 33' (1 m × 10 m) BLACK



#### BENEFITS

- High tensile strength composite reinforcement
- Clean, fast and easy installation

## SELF-ADHESIVE GRANULATED CAP SHEET MEMBRANE

### SA CAP FR GR

SELF-ADHESIVE CAP SHEET MEMBRANE composed of SBS modified bitumen with a composite reinforcement. The surface is protected by granules, while the underface is covered with a split-back release film.

#### INTENDED USES:

- Low slopes
- Very low slopes

#### CODES:

09222 – 39" × 33' (1 m × 10 m) BLACK  
 09224 – 39" × 33' (1 m × 10 m) WHITE  
 09226 – 39" × 33' (1 m × 10 m) TAN  
 09220 – 39" × 33' (1 m × 10 m) BROWN  
 09227 – 39" × 33' (1 m × 10 m) TERRACOTA  
 09223 – 39" × 33' (1 m × 10 m) GREEN  
 09225 – 39" × 33' (1 m × 10 m) WEATHERWOOD  
 09221 – 39" × 33' (1 m × 10 m) GRAY



#### BENEFITS

- When directly adhered on plywood and used with SA BASE, it offers a unique self-adhesive system that is classified UL 790 Class A
- High tensile strength composite reinforcement
- Clean, fast and easy installation

## SELF-ADHESIVE BASE SHEET MEMBRANE

### SA BASE

SA BASE is a 88 mils-thick self-adhesive base sheet membrane composed of SBS modified bitumen with a fiberglass mat reinforcement. The surface is sanded, while the underface is covered with a silicone split-back release film.

#### INTENDED USES:

- Low slopes
- Very low slopes

#### CODE:

07022 - 39" × 49' (1 m × 15 m)

#### BENEFITS

- When directly adhered on plywood and used in combination with SA CAP GR, it offers a unique self-adhesive system that is UL 790 Class A classified.
- Clean, fast and easy installation
- Remains flexible at low temperatures



## SA NAILBASE

This 80 mils-thick base sheet is composed of SBS modified bitumen and a fiberglass mat reinforcement. The anti-slip surface is made of customized polypropylene, which maximizes the adhesion of the base sheet membrane in a two or three-ply system and the cap sheet in single-ply system. Featuring exceptional durability and resistance, the RESISTO SA NAILBASE is made to not only meet, but exceed both industry and code requirements.

#### INTENDED USES:

- Low slopes

#### CODE:

06022 - 39" × 65' (1 m × 20 m)

#### BENEFITS

- The only nailed base sheet on the market with self-adhered side laps.
- Stronger than competitors nailed base membranes, the RESISTO SA NAILBASE secures your system in place, even in high wind areas.
- SBS modified bitumen formula allows for easy installation, even in hot temperatures.



## SELF-ADHESIVE BASE PLY MEMBRANE

### SA SMOOTH PLY 40

SELF-ADHESIVE BASE PLY MEMBRANE - SA SMOOTH PLY 40 is a 40 mils-thick self-adhesive base ply membrane composed of SBS modified bitumen. The surface is a UV resistant trilaminate woven polyethylene, while the self-adhesive underface is covered with a silicone split-back release film.

#### INTENDED USES:

- Low slopes
- Very low slopes

#### CODE:

10167 - 39" × 65' (1 m × 20 m)

#### BENEFITS

- Non-slip surface
- Flexible, self-sealing membrane
- Withstands fluctuations in outdoor temperatures
- Up to 90 days UV exposure



## PROTEMP VAPOR BARRIER MEMBRANE

PROTEMP VAPOR BARRIER MEMBRANE is a self-adhesive membrane composed of SBS modified bitumen used as a vapour barrier on steel decks. The width of the membrane, 1.14 m (45 in), was specifically chosen to fit the top of most metal decking profiles.

#### INTENDED USES:


- Low exterior slopes
- Very low exterior slopes
- Interior slopes

#### CODE:

15201 - 45" × 133.9' (1.14 m × 40.8 m)

#### BENEFITS

- Good resistance to foot traffic
- Up to 90 days of UV exposure
- Primer is not required on steel decking



## SEMI-RIGID ASPHALTIC BOARD

### RESISTOBOARD

RESISTOBOARD is a semi-rigid panel composed of an asphaltic core reinforced with mineral materials between two layers of asphalt saturated fiberglass. This panel acts as a membrane support material on low slope roofs. It can be installed on wood surfaces or on an existing roof when reroofing.

#### INTENDED USES:

- Low slopes

#### CODES:

08421 - 4' × 5' (1.22 m × 1.52 m) × 1/4"  
08420 - 4' × 5' (1.22 m × 1.52 m) × 1/8"  
08424 - 4' × 8' (1.22 m × 1.52 m) × 1/8"  
08426 - 4' × 8' (1.22 m × 1.52 m) × 1/4"

#### BENEFITS

- Compatible with most modified bitumen and multilayer waterproofing systems
- Easy to handle and install
- Mould resistant



## SELECT TORCH

THE RESISTO SELECT TORCH base ply / inner ply is composed of SBS modified bitumen applied onto a glass mat reinforcement. The SBS sheet is manufactured with a film applied to both the topside and underside surfaces for heat-welded applications only.

#### INTENDED USES:

- Negative slopes with internal drain
- Outside low slopes

#### CODE:

08103 - 39" × 33' (1 m × 10 m)

#### BENEFITS

- Clean, fast and easy installation
- High tensile strength reinforcement
- Remains flexible at low temperatures



## SELECT TORCH 180

The RESISTO SELECT TORCH 180 base ply / inner ply membrane is composed of SBS modified bitumen applied onto a non-woven polyester reinforcement. The SBS sheet is manufactured with a film applied to both the topside and underside surfaces for heat-welded applications only.

**INTENDED USES:**

- Negative slopes with internal drain
- Outside low slopes

**CODE:**  
08100 - 39" × 33' (1 m × 10 m)

### BENEFITS

- Clean, fast and easy installation
- High tensile strength reinforcement
- Remains flexible at low temperatures



## SELECT TORCH 180 GR

Cap sheet composed of SBS modified bitumen applied onto a non-woven polyester reinforcement with a granulated topside and an underside with a thermofusible plastic film.

**INTENDED USES:**

- Negative slopes with internal drain
- Outside low slopes

**CODE:**  
08101 - 39" × 33' (1 m × 10 m)

### BENEFITS

- Clean, fast and easy installation
- High tensile strength reinforcement
- Remains flexible at low temperatures



## SELECT 180 MOP/COLD

The RESISTO SELECT 180 MOP/COLD base ply/inner ply is composed of selected SBS modified bitumen applied onto a non-woven polyester reinforcement. The SBS sheet is manufactured with a sanded underside and topside surfaces.

**INTENDED USES:**

- Negative slopes with internal drain
- Outside low slopes

**CODE:**  
08102 - 39" × 49' (1 m × 15 m)

### BENEFITS

- Excellent resistance to temperature variations
- Excellent dimensional stability
- Anti-slip



## SELECT GR MOP/COLD

The RESISTO SELECT GR MOP/COLD cap ply is composed of SBS modified bitumen applied onto a glass mat reinforcement. The SBS sheet is manufactured with a granulated topside and a sanded underside for adhered applications.

**INTENDED USES:**

- Negative slopes with internal drain
- Outside low slopes

**CODE:**  
08104 - 39" × 33' (1 m × 10 m) WHITE  
08110 - 39" × 33' (1 m × 10 m) BLACK

\* SELECT 180 GR MOP/COLD  
also available  
08105 - 39" × 33' (1 m × 10 m)

### BENEFITS

- Clean, fast and easy installation
- High tensile strength reinforcement
- Remains flexible at low temperatures



## BITUTAK MB SMOOTH

BITUTAK MB SMOOTH is a 150 mils (3.8 mm) heat-welded cap sheet membrane composed of a blend of APP (atactic polypropylene) polymers, select asphalts and a non-woven polyester reinforcement with a sanded surface. Membrane is film-backed for ease of heat-welding installation.

**CODE:**  
22903 - 39" × 33' (1 m × 10 m)

### BENEFITS

- Weathering capabilities and UV resistance
- Heat resistant non-woven polyester mat which provides the strength and durability necessary in a roofing membrane
- Adapts well to the use of aluminum or other fine coatings
- Membranes are film-backed for ease of heat-welding installation



## BITUTAK MB MINERAL

BITUTAK MB MINERAL is a 161 mils (4.1 mm) heat-welded cap sheet membrane composed of a blend of APP (atactic polypropylene) polymers, select asphalts and a non-woven polyester reinforcement with a granulated surface. Membrane is film-backed for ease of heat-welding installation.

**CODE:**  
22905 - 39" × 33' (1 m × 10 m) BLACK  
22904 - 39" × 33' (1 m × 10 m) WHITE

### BENEFITS

- Weathering capabilities and UV resistance
- Heat resistant non-woven polyester mat which provides the strength and durability necessary in a roofing membrane
- Available in standard black or white mineral surface
- Membranes are film-backed for ease of heat-welding installation



TESTS  
WATERPROOFING  
RESULTS

WATERPROOFING

RESIST

RESIST



# WATERPROOFING

## SELF-ADHERED WATERPROOFING MEMBRANE

### BASIC WATERPROOFING MEMBRANE

The BASIC WATERPROOFING MEMBRANE is a 1.5 mm self-adhesive membrane made of elastomeric SBS bitumen and trilaminate woven polyethylene. The underface is composed of a silicone film easily detachable. This membrane is mainly used as a base sheet in two-ply roofing systems as well as for the waterproofing of foundations, shower bases, and washrooms.

#### INTENDED USES:

- Two-ply roofing systems
- Foundations
- Showers and washrooms

#### CODES:

6524201 - 20' × 23' (50 cm × 7 m)  
65241 - 39' × 33' (1 m × 10 m)  
15256 - 39' × 61' (1 m × 18.6 m)  
15250 - 39' × 61' (1 m × 18.6 m) LT NB



#### BENEFITS

- Great tear resistance
- Self-sealing
- Low-temperature grade also offered

## ICF FOUNDATIONS MEMBRANE

The ICF FOUNDATIONS MEMBRANE is a self-adhesive membrane dedicated to the waterproofing of insulated concrete form (ICF) foundations. It is composed of 40 mils thick SBS-modified bitumen and a trilaminate woven polyethylene. The underface is composed of a silicone film easily detachable.

#### CODES:

10046 - 36" × 67' (91 cm × 20.4 m)  
10045 - 36" × 67' (91 cm × 20.4 m) NB  
10049 - 36" × 67' (91 cm × 20.4 m) LT  
10044 - 36" × 67' (91 cm × 20.4 m) LT NB



#### BENEFITS

- Self-adhesive formulation specially adapted for ICFs
- No primer required on polystyrene surfaces
- Low-temperature grade also offered

## WATERPROOFING REPAIR KIT FOR FOUNDATION CRACKS

The WATERPROOFING REPAIR KIT FOR FOUNDATION CRACKS contains all the material needed to repair cracks in the foundations of residential and commercial buildings.

#### CODE:

61000 - 20' × 11.5' (50 cm × 3.5 m)



#### BENEFITS

- Complete kit for repairing and sealing a foundation crack
- Effective and durable
- Easy, mess-free installation

## BELOW-GRADE DRAINAGE BOARD

Dimpled high-density polyethylene (HDPE) membrane that keeps foundations and flooring dry. It creates a waterproof vapor barrier and an air space, which allows concrete to breathe while controlling moisture.

#### CODES:

28051 - 10' × 65.6' (3.05 m × 20 m)  
28052 - 8' × 65.6' (2.44 m × 20 m)  
28053 - 8'(DT) × 65.6' (2.44 m × 20 m)  
28054 - 7.3' × 65.6' (2.21 m × 20 m)  
28055 - 6.79' × 65.6' (2.07 m × 20 m)  
28056 - 6.5' × 65.6' (1.98 m × 20 m)  
28057 - 6' × 65.6' (1.83 m × 20 m)  
28058 - 5.5' × 65.6' (1.65 m × 20 m)  
28059 - 3.71' × 50' (1.13 m × 15.2 m)  
28060 - Box of «speedclips» 325 units  
28061 - Bag of «speedclips» 65/bag



#### BENEFITS

- Made of strong, durable HDPE
- Solves problems related to leaks in basements
- Economical

WALLS

# WALL SYSTEMS

## AIR AND VAPOR BARRIER MEMBRANE REDZONE PRO

REDZONE PRO is a 40 mils self-adhesive through-wall membrane designed for commercial and residential buildings. It ensures air and water vapor sealing. REDZONE PRO is composed of elastomeric SBS bitumen and a trilaminated woven polyethylene facer. The trilaminated woven polyethylene is compatible with the use of sprayed polyurethane foam insulation.

**CODES:**  
1730009 – 4" × 75' (10 cm × 22.9 m)  
1730006 – 6" × 75' (15 cm × 22.9 m)  
1730004 – 9" × 75' (23 cm × 22.9 m)  
1730003 – 12" × 75' (30 cm × 22.9 m)  
1730002 – 18" × 75' (45 cm × 22.9 m)  
14005 – 36" × 75' (91 cm × 22.9 m)

### BENEFITS

- Self-adhesive: quick, cost-effective and easy installation
- Meets door and window installation standards (CSA A440.4-07)
- Self-sealing around screws and nails



## AIR BARRIER AND VAPOR-PERMEABLE MEMBRANE REDZONE STICK VP

REDZONE STICK VP is a self-adhesive vapor-permeable air barrier membrane composed of a polypropylene trilaminar complex surface. It is used in wall construction and stands out thanks to its unmatched adhesive qualities without primer.

**CODE:**  
23795 – 47" × 98' (1.2 m × 30 m)

### BENEFITS

- Better adhesive properties than products from the competition (without primer)
- Up to 180-day UV exposure
- Self-sealing membrane ensuring continuous waterproofing



## AIR AND VAPOR BARRIER MEMBRANE REDZONE 25

REDZONE 25 AIR AND VAPOR BARRIER MEMBRANE is a 25 mils self-adhesive membrane composed of elastomeric SBS bitumen and trilaminate woven polyethylene. The underface is composed of a silicone film easily detachable. It seals air and vapour around door and window frames.

**CODES:**  
17753 – 4" × 75' (10 cm × 22.9 m)  
17754 – 6" × 75' (15 cm × 22.9 m)  
17755 – 9" × 75' (23 cm × 22.9 m)  
17756 – 12" × 75' (30 cm × 22.9 m)  
17757 – 18" × 75' (46 cm × 22.9 m)  
17752 – 36" × 75' (91 cm × 22.9 m)

### BENEFITS

- Provides continuous air and vapour barrier
- Meets door and window installation standards (CSA A440.4-07)
- Self-sealing around screws and nails



## ALL-WEATHER BUTYL FLASHING TAPE

RESISTO ALL-WEATHER BUTYL FLASHING TAPE is a self-adhesive membrane made of rubberized butyl that blocks air and water infiltration. It is easy to apply to wood, aluminum, polyethylene and PVC surfaces, as well as on air barrier membranes and exterior fibreglass gypsum.

**CODES:**  
22767 – 4" × 75' (10 cm × 22.9 m)  
22858 – 6" × 75' (15 cm × 22.9 m)  
22860 – 9" × 75' (23 cm × 22.9 m)  
22859 – 12" × 75' (30 cm × 22.9 m)

### BENEFITS

- Superior adhesion at temperatures ranging from -15 to 65 °C (5 to 149 °F) without primer
- Excellent adhesion to most common construction materials, including PVC
- UV resistant for 180 days



## REDZONE CORNER GUARD

CODE:  
29396 - 2.5" × 7.25" (6.5 cm × 18.5 cm)  
Box of 100 units

REDZONE CORNER GUARD is designed to cover and protect the junction between the sill and the jamb, one of the most critical areas.

### BENEFITS

- Saves time
- Helps reduce costly mistakes caused by intricate cutting, bending, sealing, and caulking



## FLASHING TAPE

CODES:  
1005402 - 18" × 100' (46 cm × 30.5 m)  
1005403 - 12" × 100' (30 cm × 30.5 m)  
1005404 - 9" × 100' (23 cm × 30.5 m)  
1005406 - 6" × 100' (15 cm × 30.5 m)  
1005409 - 4" × 100' (10 cm × 30.5 m)

Self-adhesive bitumen membrane that eliminates drafts and water leaks by ensuring the continuity of air barrier and waterproofing systems around doors and windows. FLASHING TAPE must be covered by a finishing material.

### BENEFITS

- Provides a continuous air/water barrier
- Resists strong winds and gusts
- Eliminates drafts and water leaks





# ACCESSORIES

## EXTERIOR PRIMER

The EXTERIOR PRIMER is a synthetic polymer-based cold-process compound made of natural resins and solvent. It is used to prime and prepare exterior surfaces, such as concrete, metal, wood and plywood to enhance the adherence of RESISTO elastomeric SBS bitumen self-adhesive membranes.

**CODES:**  
65756 – 12.3 oz (350 ml)  
65751 – 31 oz (910 ml)  
65755 – 1 gal (3.78 L)  
35760 – 2.6 gal (10 L)  
65745 – 5 gal (18.9 L)

### BENEFITS

- Resistant to water, alcohol and most saline, alkaline and dilute acid solutions
- Primes and prepares several types of surfaces
- Fast curing



## EXTERIOR LOW V.O.C. PRIMER

The EXTERIOR LOW V.O.C. PRIMER is a synthetic polymer-based cold-process compound made of natural resins and solvent. It is used to prime and prepare exterior surfaces, such as concrete, metal, wood and plywood to enhance the adherence of RESISTO elastomeric SBS bitumen self-adhesive membranes. It has a very low VOC content and meets LEED requirements (IEQ Credit 4.1).

**CODES:**  
30115 – 12.3 oz (350 ml)  
37703 – 1 gal (3.78 L)  
37702 – 5 gal (18.9 L)

### BENEFITS

- Resistant to water, alcohol and most saline, alkaline and dilute acid solutions
- Primes and prepares several types of surfaces
- Fast curing



## RESISTOBOND

RESISTOBOND is a low-rise, two-component, polyurethane adhesive designed for performance and versatility. This cold bonding adhesive can be applied at temperatures as low as 14 °F, giving this adhesive the widest application window without conditioning on the market.

**INTENDED USES:**  
Cold bonding of:  
■ Insulation boards  
■ Cover panels  
■ Thermal barriers

**CODE:**  
30233 – 4 × 0.4 gal (1.5 L)

### BENEFITS

- Quick and easy application that saves time and money
- Superior performance compared to competitors' products



## H2O PRIMER

H2O PRIMER is a polymer emulsion-based primer designed to improve the adhesion of RESISTO self-adhesive elastomer SBS modified bitumen waterproofing membranes on most substrates. It is particularly recommended when the use of solvent-based primer is not advised (indoor installation and on polystyrene insulation).

**CODES:**  
30116 – 31 oz (910 ml)  
30112 – 1 gal (3.78 L)  
30111 – 5 gal (18.9 L)

### BENEFITS

- Solvent free
- Compatible with polystyrene insulation



## ALUMINUM ROOF COATING

The ALUMINUM ROOF COATING is a thick, homogeneous coating made of elastomeric bitumen, volatile solvents, and reflective aluminum pigments. It restores and protects metal surfaces from corrosion: roofs, cladding, storage tanks, water ducts, etc. This product can also be used to revitalize aging traditional asphalt roofs.

**INTENDED USES:**  
■ Multilayer asphalt roofing  
■ Steel roofing

**CODES:**  
34005 – 0.8 gal (3 L)  
34015 – 4.8 gal (18 L)

### BENEFITS

- Allows to reduce surface temperature by protecting it from UV rays
- Restores and protects metal surfaces
- Can be applied on different surfaces, such as asphalt roofing



## ELASTOCOL STICK

ELASTOCOL STICK is a primer designed to enhance the adhesion of self-adhesive membranes on various surfaces. It is composed of SBS synthetic rubbers, adhesive-enhancing resins and volatile solvents. It is also suitable to prime non-porous surfaces, such as concrete, fiber cement, metal, and wood.

CODE:  
37746 – 5 gal (18.9 L)



### BENEFITS

- Cold application
- Single component (ready to use)

## WATERPROOFING KIT FOR SHOWER BASE

The WATERPROOFING KIT FOR SHOWER BASE contains all the material needed to waterproof a home-made shower base of approximately 3.5 m<sup>2</sup>.

CODE:  
11003 – 20" × 11.5' (50 cm × 3.5 m)



### BENEFITS

- Complete kit to waterproof a shower base
- Surface compatible with ceramics
- No specialized tools required

## ELASTOMERIC SEALANT

ELASTOMERIC SEALER is a mastic containing elastomeric bitumen, volatile solvents, asbestos-free fibres, and mineral fillers to use with RESISTO waterproofing membranes and strips. Can also be used as a caulking mastic and for filling joints and cracks.

CODES:  
65650 – 10.5 oz (310 ml)  
65655 – 8.8 lb (4 kg)  
65653 – 26.5 lb (12 kg)



### BENEFITS

- Can be applied on wet surfaces
- Adheres to a variety of materials
- Resistant to temperature changes

## ALUMINUM ELASTOMERIC SEALANT

The ALUMINUM ELASTOMERIC SEALANT is a mastic containing elastomeric bitumen, volatile solvents, asbestos-free fibres and mineral fillers. It contains aluminum pigmentation distributed through the entire product for superior UV protection. It is used as a caulking mastic and for filling cracks. It is compatible with bitumen-based products and adheres to a variety of materials without primer.

CODE:  
65700 – 10 oz (310 ml)



### BENEFITS

- May be applied to damp surfaces
- Adheres to a wide variety of materials
- Withstands temperature variations
- Excellent UV resistance

## JOIST GUARD

Waterproof protection for joists that prevents deterioration of structural timber under exterior floors, such as patios and balconies. The joist guard is a 25 mils self-adhesive waterproofing membrane made of elastomeric SBS bitumen and a polyethylene film on the surface. The underface is composed of a silicone film easily detachable. 4 inches rolls are ideal for 2 inches-wide joists, while 10 inches rolls are used on double joists at the perimeter of the structure and to seal the joint between the wall of the house and the patio.

CODES:  
10094 – 9" × 75' (23 cm × 22.9 m)  
10099 – 4" × 75' (10 cm × 22.9 m)



### BENEFITS

- Substantially extends the service life of patios at low cost
- Barely visible between the boards
- Self-sealing around screws and nails

## LIQUID WATERPROOFING MEMBRANE RESISTOFLASH

RESISTOFLASH is a waterproofing single-component polyurethane and bitumen coating. RESISTOFLASH is ready-to-use and can be applied without primer on most surfaces, such as asphalt shingles, granulated elastomeric membranes, wood, concrete, and metal. Ideal for achieving waterproofing on upstands and complex details for construction and repair works.

CODES:  
32830 – 1 gal (3.78 L)



### BENEFITS

- UV resistant
- Perfectly waterproof
- Easy and fast to install

The background image shows a large, cylindrical industrial tank, likely a storage vessel for liquids or gases. The tank is covered in a thick layer of white insulation material. A prominent feature is a large, horizontal valve or flange on the side of the tank, which is also insulated. The overall scene is industrial and suggests a focus on energy efficiency and safety in large-scale operations.

INSULATION

# INSULATION

## REFLECTIVE INSULATION

### M2V

M2V is an 5/16 inch thick reflective insulation consisting of two layers of air bubbles laminated between a metallized polyethylene sheet and a white polyethylene sheet.

#### INTENDED USES:

- Walls and ceilings
- Water lines and ventilation ducts
- Concrete slabs
- Radiant water heating systems
- Crawl spaces
- Metal frame buildings
- Concrete block walls
- Garage doors
- Water heaters

#### BENEFITS

- Installs quickly and easily
- Reduces condensation, air infiltration, and energy costs
- Provides an excellent R-value



### M2M

M2M is an 5/16 inch thick reflective insulation consisting of two layers of air bubbles laminated between two metallized polyethylene sheets.

#### INTENDED USES:

- Walls and ceilings
- Water lines and ventilation ducts
- Radiant water heating systems
- Crawl spaces
- Metal frame buildings
- Concrete block walls
- Garage doors
- Water heaters

#### BENEFITS

- Installs quickly and easily
- Reduces condensation, air infiltration, and energy costs
- Provides an excellent R-value



### M1V

M1V is a 3/16 inch thick reflective insulation consisting of a layer of air bubbles laminated between a metallized polyethylene sheet and a white polyethylene sheet.

#### INTENDED USES:

- Walls and ceilings
- Water lines and ventilation ducts
- Crawl spaces
- Metal frame buildings
- Concrete block walls
- Garage doors
- Water heaters

#### BENEFITS

- Installs quickly and easily
- Reduces condensation, air infiltration, and energy costs
- Provides an excellent R-value



### M1M

M1M is a 3/16 inch thick reflective insulation consisting of a layer of air bubbles laminated between two metallized polyethylene sheets.

#### INTENDED USES:

- Walls and ceilings
- Water lines and ventilation ducts
- Crawl spaces
- Metal frame buildings
- Concrete block walls
- Garage doors
- Water heaters

#### BENEFITS

- Installs quickly and easily
- Reduces condensation, air infiltration, and energy costs
- Provides an excellent R-value





## CM2P

CM2P is an 5/16 inch thick reflective insulation consisting of two layers of air bubbles laminated between a metallized polyethylene and a clear polyethylene sheet. The metallized surface is covered with a clear coating that protects the insulation against oxidation in applications under concrete slabs.

### INTENDED USES:

- Concrete slabs
- Concrete slabs with integrated radiant heating system

### BENEFITS

- Installs quickly and easily
- Reduces condensation, air infiltration, and energy costs
- Provides an excellent R-value



## WATER HEATER INSULATION KIT

60 GALLONS #55046  
40 GALLONS #55047

### CODES:

55046 – 60 gal  
55047 – 40 gal

## ALUMINUM ADHESIVE TAPE

The ALUMINUM ADHESIVE TAPE is composed of a self-adhesive aluminum film and a silicone release film. It is designed to seal the joints of metallic surfaces.

CODES:  
20711 – 2" × 30' (5 cm × 9.1 m)  
20712 – 2" × 150' (5 cm × 45.7 m)  
20772 – 3" × 150' (7.6 cm × 45.7 m)



## WHITE VINYL ADHESIVE TAPE

The WHITE VINYL ADHESIVE TAPE is composed of a white polyethylene film coated with a synthetic rubberized adhesive.

CODE:  
20870 – 2" × 180' (5 cm × 54.9 m)



## METALLIZED ADHESIVE TAPE

The METALLIZED ADHESIVE TAPE is made of a self-adhesive metallic film. It is designed to seal the joints of metallic surfaces.

CODE:  
20767 – 5 cm × 45.7 m (2" × 150')



## PRODUCT CODES

### REFLECTIVE INSULATION\*

#### M1M

55039 – 72" × 125' (750 ft<sup>2</sup>)  
55030 – 48" × 125' (500 ft<sup>2</sup>)

#### M1V

55210 – 72" × 125' (750 ft<sup>2</sup>)  
55225 – 48" × 125' (500 ft<sup>2</sup>)

#### M2V

55045 – 96" × 62.5' (500 ft<sup>2</sup>)  
55216 – 72" × 125' (750 ft<sup>2</sup>)  
55211 – 48" × 125' (500 ft<sup>2</sup>)

#### CM2P

55145 – 48" × 125' (500 ft<sup>2</sup>)

#### M2M

55238 – 72" × 125' (750 ft <sup>2</sup> )	55258 – 16" × 125' (167 ft <sup>2</sup> )
55204 – 48" × 125' (500 ft <sup>2</sup> )	55000 – 48" × 25' (100 ft <sup>2</sup> )
55224 – 48" × 100' (400 ft <sup>2</sup> )	55002 – 24" × 25' (50 ft <sup>2</sup> )
55267 – 60" × 125' (625 ft <sup>2</sup> )	55005 – 16" × 25' (33 ft <sup>2</sup> )
55287 – 24" × 125' (250 ft <sup>2</sup> )	55014 – 2" × 25' (4.17 ft <sup>2</sup> )

\*Additional sizes available upon request



# INSULATION

# INSULATION

## ■ EXTRUDED POLYSTYRENE

### SOPRA-XPS 20

SOPRA-XPS 20 is a rigid thermal insulation board made of extruded polystyrene composed of closed cell foam. SOPRA-XPS 20 is mainly used as thermal insulation for above grade SOPREMA wall systems and on the inside of foundation walls. It can also be used for residential applications on exterior foundation walls and under concrete slabs. Compliant with ASTM C578.

#### INTENDED USES:

- Walls



#### BENEFITS

- Exceptional resistance to water and humidity
- Durable and strong
- Superior initial and long-term thermal performance (R-5/in)

### SOPRA-XPS 35

SOPRA-XPS 35 is a rigid thermal insulation board made of extruded polystyrene composed of closed cell foam. SOPRA-XPS 35 is available with shiplap edges on all four sides in several thickness and square edges in the thickness of 1 in. It is mainly used as a thermal insulation for SOPREMA protected-membrane roofing systems (inverted roofs). Compliant with ASTM C578.

#### INTENDED USES:

- Inverted roofing



#### BENEFITS

- Exceptional resistance to water and humidity
- Durable and strong
- Superior initial and long-term thermal performance (R-5/in)

### SOPRA-XPS 30

SOPRA-XPS 30 is a rigid thermal insulation board made of extruded polystyrene with shiplap or square edges on its four sides. It is composed of closed cell foam. It is mainly used as a thermal insulation for SOPREMA foundation wall systems and under concrete slabs where the applied loads do not exceed 30 psi. Compliant with ASTM C578.

#### INTENDED USES:

- Foundation walls, under concrete slabs



#### BENEFITS

- Exceptional resistance to water and humidity
- Durable and strong
- Superior initial and long-term thermal performance (R-5/in)

### SOPRA-XPS 40

SOPRA-XPS 40 is a rigid thermal insulation board made of high-density extruded polystyrene with squared edges on its four sides. It is composed of closed cell foam. SOPRA-XPS 40 is designed for applications requiring high-density insulation on which heavy loads will be applied. It is mainly used for SOPREMA foundation systems under slabs, protected-membrane roofing systems (inverted), parking decks, and plaza decks. Compliant with ASTM C578.

#### INTENDED USES:

- Foundation systems
- Inverted roofing
- Civil engineering



#### BENEFITS

- Exceptional resistance to water and humidity
- Durable and strong
- Superior initial and long-term thermal performance (R-5/in)

## SOPRA-XPS 60

SOPRA-XPS 60 is a rigid thermal insulation board made of high-density extruded polystyrene with squared edges on its four sides. It is composed of closed cell foam. SOPRA-XPS 60 is designed for applications requiring high-density insulation on which heavy loads will be applied. It is mainly used for SOPREMA foundation systems under slabs, protected-membrane roofing systems (inverted), parking decks, and plaza decks. Compliant with ASTM C578.

### INTENDED USES:

- Foundation systems
- Inverted roofing
- Civil engineering



### BENEFITS

- Exceptional resistance to water and humidity
- Durable and strong
- Superior initial and long-term thermal performance (R-5/in)

## SOPRA-XPS 100

SOPRA-XPS 100 is a rigid thermal insulation board made of high-density extruded polystyrene with squared edges on its four sides. It is composed of closed cell foam. SOPRA-XPS 100 is designed for applications requiring high-density insulation on which heavy loads will be applied. It is mainly used for SOPREMA foundation systems under slabs, protected-membrane roofing systems (inverted), parking decks, and plaza decks. Compliant with ASTM C578.


### INTENDED USES:

- Foundation systems
- Inverted roofing
- Civil engineering



### BENEFITS

- Exceptional resistance to water and humidity
- Durable and strong
- Superior initial and long-term thermal performance (R-5/in)





## PRODUCT CODES

### EXTRUDED POLYSTYRENE

#### SOPRA-XPS 20

44322 – SOPRA-XPS 20 with shiplap edges (length) – 8' × 4' × 1"  
 44323 – SOPRA-XPS 20 with shiplap edges (length) – 8' × 4' × 1.5"  
 44324 – SOPRA-XPS 20 with shiplap edges (length) – 8' × 4' × 2"  
 44325 – SOPRA-XPS 20 with shiplap edges (length) – 8' × 4' × 3"  
 44326 – SOPRA-XPS 20 with shiplap edges (length) – 8' × 4' × 4"  
 44327 – SOPRA-XPS 20 with shiplap edges (length) – 9' × 4' × 1"  
 44328 – SOPRA-XPS 20 with shiplap edges (length) – 9' × 4' × 1.5"  
 44431 – SOPRA-XPS 20 with slotted edges (length) – 8' × 2' × 2"  
 44365 – SOPRA-XPS 20 with shiplap edges (length) – 9' × 4' × 2"  
 44366 – SOPRA-XPS 20 with shiplap edges – 8' × 2' × 1"  
 44367 – SOPRA-XPS 20 with shiplap edges – 8' × 2' × 1.5"  
 44368 – SOPRA-XPS 20 with shiplap edges – 8' × 2' × 3"  
 44414 – SOPRA-XPS 20 with straight edges – 8' × 2' × 2"  
 44415 – SOPRA-XPS 20 with shiplap edges – 8' × 4' × 1"  
 44416 – SOPRA-XPS 20 with shiplap edges – 8' × 4' × 1.5"  
 44417 – SOPRA-XPS 20 with shiplap edges – 8' × 4' × 2"  
 44418 – SOPRA-XPS 20 with straight edges – 8' × 2' × 1"  
 44419 – SOPRA-XPS 20 with straight edges – 8' × 2' × 1.5"  
 44420 – SOPRA-XPS 20 with straight edges – 8' × 2' × 3"  
 44429 – SOPRA-XPS 20 with shiplap edges – 8' × 2' × 2"  
 44430 – SOPRA-XPS 20 with slotted edges (length) – 8' × 2' × 1.5"

#### SOPRA-XPS 30

44372 – SOPRA-XPS 30 with shiplap edges – 8' × 2' × 1"  
 44373 – SOPRA-XPS 30 with shiplap edges – 8' × 2' × 4"  
 44374 – SOPRA-XPS 30 with straight edges – 8' × 2' × 1.5"  
 44434 – SOPRA-XPS 30 with shiplap edges – 8' × 2' × 2.5"  
 44435 – SOPRA-XPS 30 with straight edges – 8' × 2' × 1"  
 44436 – SOPRA-XPS 30 with straight edges – 8' × 2' × 4"  
 45000 – SOPRA-XPS 30 with shiplap edges – 8' × 2' × 1.5"  
 45001 – SOPRA-XPS 30 with shiplap edges – 8' × 2' × 2"  
 45002 – SOPRA-XPS 30 with shiplap edges – 8' × 2' × 3"  
 45003 – SOPRA-XPS 30 with straight edges – 8' × 2' × 2"  
 45004 – SOPRA-XPS 30 with straight edges – 8' × 2' × 3"

#### SOPRA-XPS 35

44375 – SOPRA-XPS 35 with straight edges – 8' × 2' × 1"  
 44376 – SOPRA-XPS 35 with shiplap edges – 8' × 2' × 2.5"  
 44377 – SOPRA-XPS 35 with shiplap edges – 8' × 2' × 3.5"  
 45005 – SOPRA-XPS 35 with shiplap edges – 8' × 2' × 2"  
 45006 – SOPRA-XPS 35 with shiplap edges – 8' × 2' × 1.5"  
 45007 – SOPRA-XPS 35 with shiplap edges – 8' × 2' × 3"  
 45008 – SOPRA-XPS 35 with shiplap edges – 8' × 2' × 4"

#### SOPRA-XPS 40

44483 – SOPRA-XPS 40 with straight edges – 8' × 2' × 1"  
 44484 – SOPRA-XPS 40 with straight edges – 8' × 2' × 1.5"  
 44485 – SOPRA-XPS 40 with straight edges – 8' × 2' × 2.5"  
 44486 – SOPRA-XPS 40 with straight edges – 8' × 2' × 3.5"  
 45009 – SOPRA-XPS 40 with straight edges – 8' × 2' × 2"  
 45010 – SOPRA-XPS 40 with straight edges – 8' × 2' × 3"

#### SOPRA-XPS 60

44360 – SOPRA-XPS 60 with straight edges – 8' × 2' × 2.5"  
 44361 – SOPRA-XPS 60 with straight edges – 8' × 2' × 3.5"  
 44438 – SOPRA-XPS 60 with straight edges – 8' × 2' × 1"  
 44439 – SOPRA-XPS 60 with straight edges – 8' × 2' × 1.5"  
 45011 – SOPRA-XPS 60 with straight edges – 8' × 2' × 2"  
 45012 – SOPRA-XPS 60 with straight edges – 8' × 2' × 3"

#### SOPRA-XPS 100

44362 – SOPRA-XPS 100 with straight edges – 8' × 2' × 2"  
 44363 – SOPRA-XPS 100 with straight edges – 8' × 2' × 3"

#### SOPRA-XPS 25 CW

44369 – SOPRA-XPS 25 CW with straight edges – 2 400 mm × 1 200 mm × 50 mm  
 44370 – SOPRA-XPS 25 CW with straight edges – 2 400 mm × 1 200 mm × 75 mm  
 44371 – SOPRA-XPS 25 CW with straight edges – 2 400 mm × 1 200 mm × 100 mm  
 44432 – SOPRA-XPS 25 CW with straight edges – 2 400 mm × 1 200 mm × 40 mm  
 44433 – SOPRA-XPS 25 CW with straight edges – 2 400 mm × 1 200 mm × 61 mm



# INSULATION

## ■ POLYISOCYANURATE

### SOPRA-ISO

#### INTENDED USES:

- Roofing

SOPRA-ISO is a polyisocyanurate insulation board with a closed-cell structure with a fibreglass-reinforced organic coating. Since their R-value is the highest among all types of roof insulation (R-5.7), the result is a thinner yet more efficient roof system. The high dimensional stability of polyisocyanurate prevents the creation of thermal bridges in the roof system.

#### BENEFITS

- Highest thermal resistance among all types of roof insulation
- Excellent dimensional stability
- Available with straight or shiplap edges for an installation that is twice as fast



### SOPRA-ISO PLUS

#### INTENDED USES:

- Roofing

SOPRA-ISO PLUS is a polyisocyanurate insulation board with a closed-cell structure with a polymer-covered fibreglass coating. Since their R-value is the highest among all types of roof insulation (R-5.7), the result is a thinner yet more efficient roof system. The high dimensional stability of polyisocyanurate prevents the creation of thermal bridges in the roof system.

#### BENEFITS

- Increased dimensional stability due to fibreglass coating
- Mould resistant



### SOPRA-ISO V PLUS

#### INTENDED USES:

- Walls

SOPRA-ISO V PLUS is a polyisocyanurate insulation board with a closed-cell structure coated on both sides with non-reflecting fibreglass.

#### BENEFITS

- R-value per inch greater than other types of insulation (R-6/in)
- Durable and lightweight
- Compatible with most solvents used in construction adhesives



### SOPRA-ISO V ALU

#### INTENDED USES:

- Walls

SOPRA-ISO V ALU is a closed-cell structure polyisocyanurate insulation board with an underface coated with an aluminum reflective layer promoting radiation and a surface coated with an aluminum layer covered with an antireflective acrylic film.

#### BENEFITS

- R-value per inch greater than other types of insulation (R-6.5/in)
- Durable and lightweight
- Compatible with most solvents used in construction adhesives



## PRODUCT CODES

### POLYISOCYANURATE

#### SOPRA-ISO

40400-4' x 4' x 1"	40465-8' x 4' x 1"
40405-4' x 4' x 1.5"	40438-8' x 4' x 1.5"
40410-4' x 4' x 2"	40421-8' x 4' x 2"
40415-4' x 4' x 2.5"	40423-8' x 4' x 2.5"
40436-4' x 4' x 3"	40453-8' x 4' x 3"
40433-4' x 4' x 3.5"	40521-8' x 4' x 3.5"
40431-4' x 4' x 4"	40474-8' x 4' x 4"
40288-4' x 4' x 4.5"	40306-8' x 4' x 4.5"
41457-4' x 4' x 5"	41458-8' x 4' x 5"
41461-4' x 4' x 5.5"	41462-8' x 4' x 5.5"
41387-4' x 4' x 6"	41388-8' x 4' x 6"

#### SOPRA-ISO PLUS

40418-4' x 4' x 1"	40643-8' x 4' x 1"
40419-4' x 4' x 1.5"	40398-8' x 4' x 1.5"
40420-4' x 4' x 2"	40541-8' x 4' x 2"
40452-4' x 4' x 2.5"	40399-8' x 4' x 2.5"
40426-4' x 4' x 3"	40397-8' x 4' x 3"
40802-4' x 4' x 3.5"	40311-8' x 4' x 3.5"
40889-4' x 4' x 4"	41329-8' x 4' x 4"
41059-4' x 4' x 4.5"	41542-8' x 4' x 4.5"
41545-4' x 4' x 5"	41546-8' x 4' x 5"
41553-4' x 4' x 6"	41554-8' x 4' x 6"

#### SOPRA-ISO V ALU

44340-8' x 4' x 0.5"	44336-8' x 4' x 2.5"
44357-8' x 4' x 0.75"	44347-8' x 4' x 3"
44339-8' x 4' x 1"	44332-8' x 4' x 3.5"
44338-8' x 4' x 1.5"	44333-8' x 4' x 4"
44337-8' x 4' x 2"	

#### SOPRA-ISO V PLUS

44342-8' x 4' x 0.5"	44346-8' x 4' x 2.5"
44381-8' x 4' x 0.75"	44341-8' x 4' x 3"
44343-8' x 4' x 1"	44334-8' x 4' x 3.5"
44344-8' x 4' x 1.5"	44335-8' x 4' x 4"
44345-8' x 4' x 2"	



# INSULATION

## ■ CELLULOSE

### SOPRA-CELLULOSE

#### INTENDED USES:

- Floors
- Attic
- Interior and exterior walls

CODE: 1000-111

#### BENEFITS

- High thermal resistance (R-3.7/in)
- Fire resistance and superior acoustic properties
- CAN/ULC-S703 compliant product with superior resistance to corrosion, mould and insects



### SOPRA-CELLULOSE VENT

SOPRA-CELLULOSE VENT is a pre-folded rigid cardboard piece perforated along folding lines used to prevent the overflow of SOPRA-CELLULOSE cellulosic fibre on the roof overhang during and after installation. It also maximizes the R-value at the edges of the building and allows good ventilation in the attic. SOPRA-CELLULOSE VENT must be installed with SOPRA-CELLULOSE insulation in ventilated roofs. SOPRA-CELLULOSE VENT XL is longer than the standard version to meet the new attic insulation requirements of provincial and national regulations (up to R-61 or RSI-10.8).

CODES:  
1000-228 – 40" × 25.25" (101,6 cm × 64,14 cm)  
1000-226 – 27.56" × 25.06" (70 cm × 63,7 cm)



### SOPRA-CELLULOSE RULER

SOPRA-CELLULOSE RULER is used to control and verify the thickness of SOPRA-CELLULOSE insulation in attics. It indicates the thickness to be applied in accordance with the thermal resistance of the insulation up to 60 for R-value and 10.8 for RSI.



### SOPRA-CELLULOSE MACHINE

Used to insulate attics with cellulose, the SOPRA-CELLULOSE MACHINE is lightweight and easy to transport in two pieces.

It is easy to use with a wireless remote control and offers high efficiency.












# REMAKES SOUNDPROOFING

# SOUNDPROOFING

## INSONOFLOOR – BB

INSONOFLOOR is a high-density elastomeric SBS-modified bitumen and polyethylene membrane coated with small granules of recycled rubber. It is specially designed to soundproof laminated floating floors and other types of flooring, such as hardwood or multilayer engineered wood.

CODE:  
10417 – 35" × 34.5' (89 cm × 10.5 m)



### BENEFITS

- Superior acoustic performances
- Rotproof
- Adjusts well to the media, resists tearing, and cuts moisture

## SOPRAWAY NG2

SOPRAWAY NG2 membrane allows the direct application of polymer-modified mortar for any type of tiling. Made of 100% recycled rubber, the SOPRAWAY NG2 membrane can block the spread of cracks in concrete slabs and offers excellent acoustic performance.

CODE:  
26132 – 36" × 25' (91 cm × 7.6 m)



### BENEFITS

- Reduces impact noise and airborne noise
- 100% recycled content
- Designed according to the LEED® philosophy

## INSONOTEX

The INSONOTEX membrane composed of high-density felt is specifically designed to allow soundproofing under synthetic laminated flooring (floating floor), which can be installed directly on the membrane. This product can also be used with many other types of flooring materials, such as hardwood and multilayer engineered wood.

CODE:  
21079 – 36" × 33.3' (91 cm × 10.3 m)



### BENEFITS

- Reduces impact noise and airborne noise
- Protects against moisture and mildew
- No odour

## SOPRAWAY ADHESIVE

SOPRAWAY adhesive is a homogeneous solvent free, low odour, acrylic latex emulsion based adhesive. SOPRAWAY adhesive is used for interior installation of SOPRAWAY NG2 rubber acoustic membrane.

CODE:  
21954 – 19 L (5 gal)



### BENEFITS

- Solvent free and low odor
- Easy trowel applied

## ACOUSTIZOL

ACOUSTIZOL is an acoustic membrane used on walls and ceilings composed of polyester fibres laminated to a continuous high-density polyethylene complex and aluminum foil.

CODE:  
40373 – 48" × 25' (1.2 m × 7.6 m)

### BENEFITS

- Increased reduction of airborne noise
- Easy and fast to install
- Hypoallergenic, prevents itching problems




## INSONOMAT

INSONOMAT is an acoustic membrane made from elastomeric bitumen and recycled rubber specially developed for use under a 38 mm (1 1/2 in) thick concrete covering.

CODE:  
10413 – 36" × 19.7' (91 cm × 6 m)

### BENEFITS


- Contributes to the waterproofing of the structure at the time of concrete casting
- Prevents the water in concrete to evaporate too quickly to increase its quality
- Can be installed and sealed easily with easy-to-use self-adhesive tape



## ACOUSTIVIBE WDC

ACOUSTIVIBE WDC anchors are used on structures other than wooden beams or joists. They are used to separate the suspended ceiling from the structure to which it is attached. Hence, they play a vital role in achieving an effective acoustic performance.

CODE:  
21727 – 100 units



### BENEFITS

- Easy to install
- Resistant
- Elimination of vibration transfer

## INSONO AF3-47 / 90 / 130

INSONO AF3 self-adhesive membranes are composed of polymer-modified bitumen and an exposed non-woven polyester reinforcement. The self-adhesive underface of the membrane is protected by a silicone release film to allow quick and easy installation.

CODES:  
00572 – INSONO AF3-130  
36" × 26' (91 cm × 8 m)  
00328 – INSONO AF3-90  
36" × 49' (91 cm × 15 m)  
12050 – INSONO AF3-47  
39" × 55' (1 m × 16.76 m)

### BENEFITS

- Non-woven polyester reinforcement on the surface allowing direct application and optimum adhesion of a polymer-modified mortar
- Compatible with many types of substrates such as concrete and plywood
- Resists traffic




## ACOUSTIVIBE

ACOUSTIVIBE insulators and furrings ensure soundproofing of gypsum ceilings in a unique and innovative way. Instead of directly fastening furrings on the girders or joists, they are suspended with fasteners supplied with a piece of rubber. They absorb shocks and vibrations from the upper floor and prevent their transmission through the ceilings. In this way, the room is isolated from noises caused by footsteps, vacuuming, children playing, etc.

CODES:  
21253 – Insulator (100 units)  
21254 – 12" (3.65 m) Furrings (10 units)

### BENEFITS

- Easy and fast to install
- No specialized tools required
- Increased acoustic performance exceeding requirements



## ACOUSTIVIBE CDC

ACOUSTIVIBE CDC anchors are used on structures made of concrete structural slab, steel with concrete, of Hambro® type or any structures other than wood with concrete on which the ceiling is suspended. They are used to separate the suspended ceiling from the structure to which it is attached. Hence, they play a vital role in achieving an effective acoustic performance.

CODE:  
21723 – 100 units



### BENEFITS

- Easy to install
- Resistant
- Elimination of vibration transfer





## NOTES

[illegible]

## NOTES

[illegible]

# RESISTO<sup>®</sup>

BUILDING PRODUCTS

---

Roofing Waterproofing Wall Systems Insulation

1-855-227-7850 | [resisto.us](https://resisto.us)